

# Hydraulic pump

## HY24



PUMP SPECIFICATIONS	
Capacity [m <sup>3</sup> /h]	80
Head [m]	37
Impeller diameter [mm]/type	308/4 blades opened
Hose adaptor diameter [mm]	100
Cross section diameter [mm]	25
Weight [kg]	220

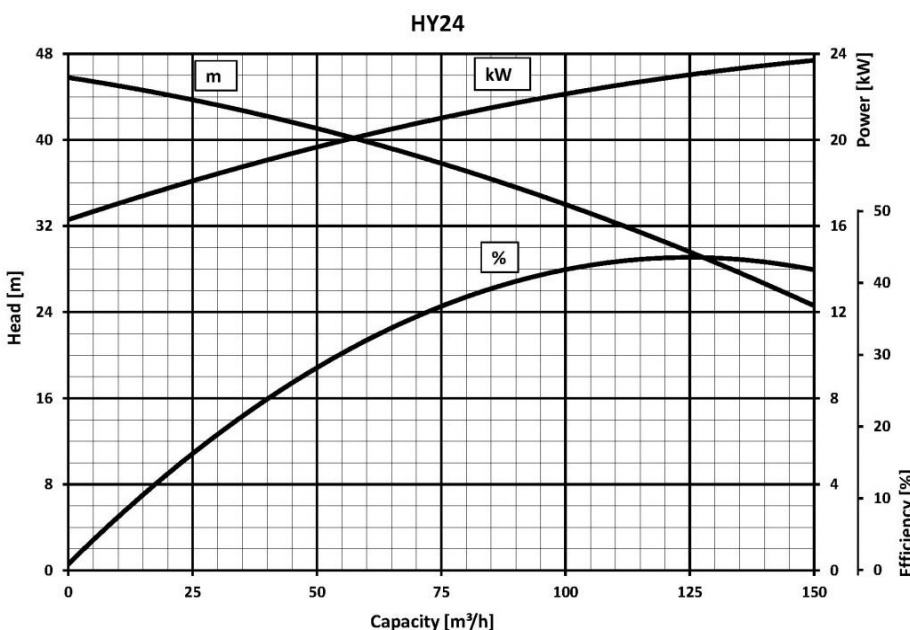
HYDRAULIC MOTOR	
Motor displacement [cc]	20
Max. oil flow rate[l/min]	41
Max. pressure [bar]	350
Power [kW-HP]	24-32.5
Speed [RPM]	2000

MATERIALS	
Casing	Spheroidal cast iron EN-GJS-500-7 (EN 1563)
Motor housing	Spheroidal cast iron EN-GJS-500-7 (EN 1563)
Wear parts	High chrome EN-GJN-HV600 (XCr18) (EN 12513)
Main shaft	High tensile steel 39NiCrMo3 (AISI 9840)

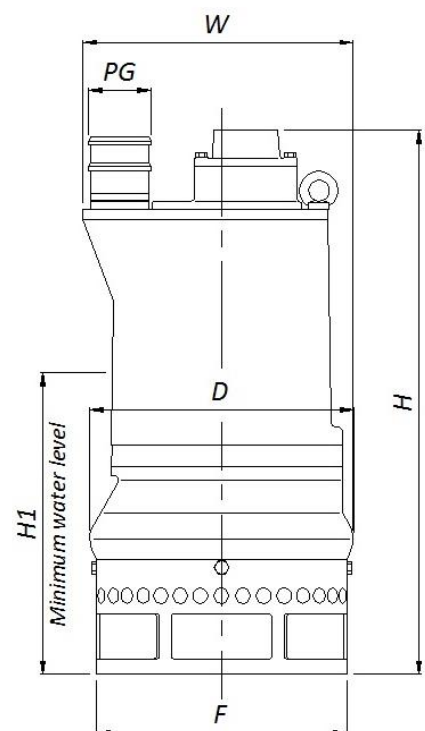
SEALS / LUBRICANT	
Motor side seals	1 mechanical seal (silicon carbide in oil bath)
Impeller side seals	1 mechanical seal (silicon carbide in oil bath) + 4 lip seal (2 BUNA + 2 TPU)
Oil type	ISO 32

DIMENSIONS [mm]					
H	W	D	F	PG	H1
910	437	435	413	100	575

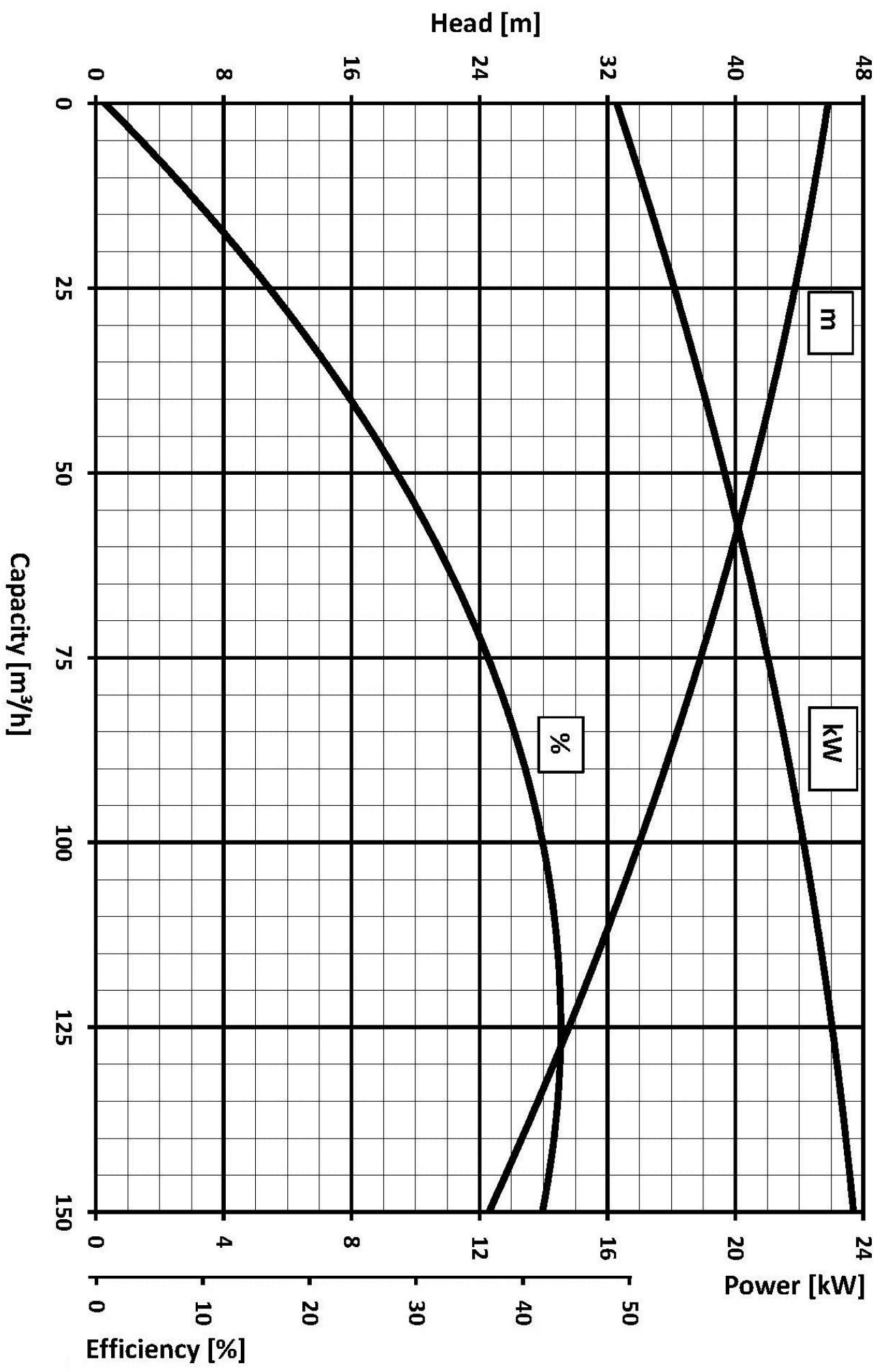
### PERFORMANCE CURVES



We reserve the right to make changes without notice



# HY24



We reserve the right to make changes without notice