

# Electric pump

## EL604SA/B

PUMP SPECIFICATIONS	Mod. A	Mod. B
Capacity [m <sup>3</sup> /h - (USGPM)]	200 - (880)	400 - (1760)
Head [m - (ft)]	42 - (137)	28 - (91)
Impeller diameter [mm - (in)]/type	345 - (13.8)/3 blades closed	
Flanged bore size [DN.../PN... - (in)]	DN150/PN10 - (6)	DN200/PN10 - (8)
Cross section diameter [mm - (in)]	60 - (2.4)	
Weight (without cable) [kg - (lbs)]	1200 - (2640)	1220 - (2684)

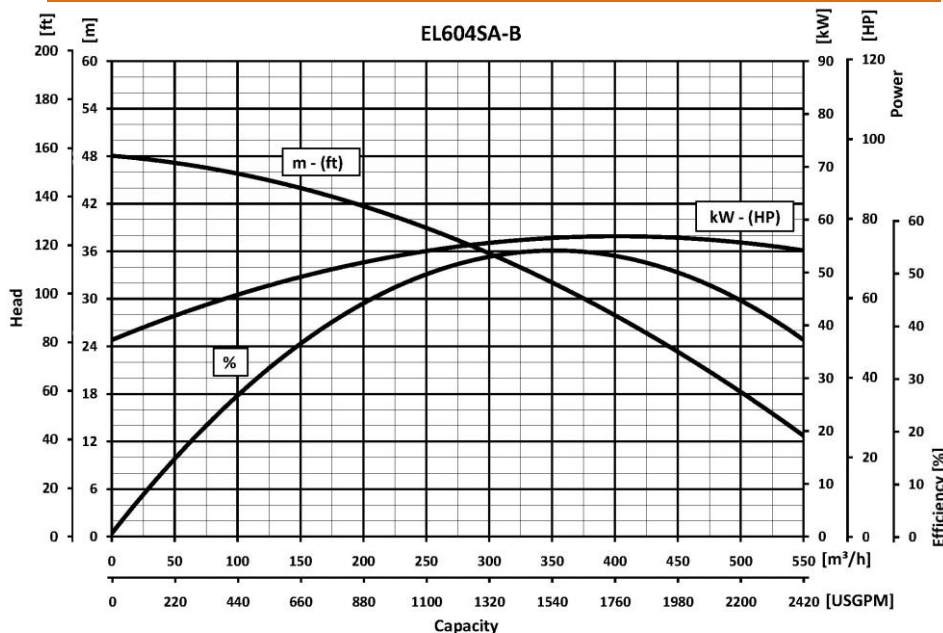
ELECTRIC MOTOR	
Power [kW-HP]	90-120
Voltage [V]/Current [A]	460/141
Phases/Poles/Frequency [Hz]	3/4/60
Speed [RPM]	1750
Insulation class	H
Power cable 20m (IEC 60245- 4)	H07RN-F 4G35

MATERIALS	
Casing	Spheroidal cast iron EN-GJS-800-2 (EN 1563)
Motor housing	Cast iron EN-GJL-250 (EN 1561)
Wear parts	High chrome EN-GJN-HV600 (XCr18) (EN 12513)
Main shaft	High tensile steel 39NiCrMo3 (AISI 9840)

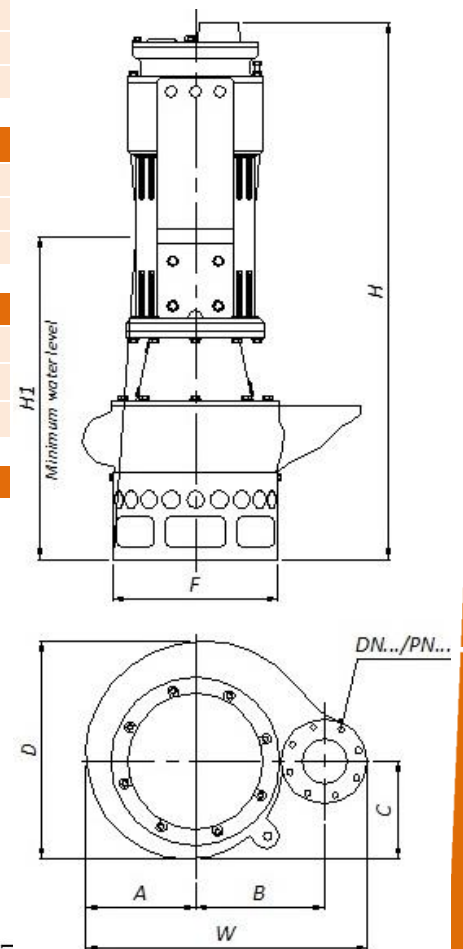
SEALS / LUBRICANT	
Motor side seals	2 lip seals (BUNA)
Impeller side seals	5 lip seals (3 BUNA + 2 PTFE) + 1 V-RING (TPU)
Oil type	ISO 320

DIMENSIONS [mm - (in)]							
H	W	D	F	H1	A	B	C
1610	935	725	545	1055	365	430	325
(64.4)	(37.4)	(29)	(21.8)	(42.2)	(14.6)	(17.2)	(13)

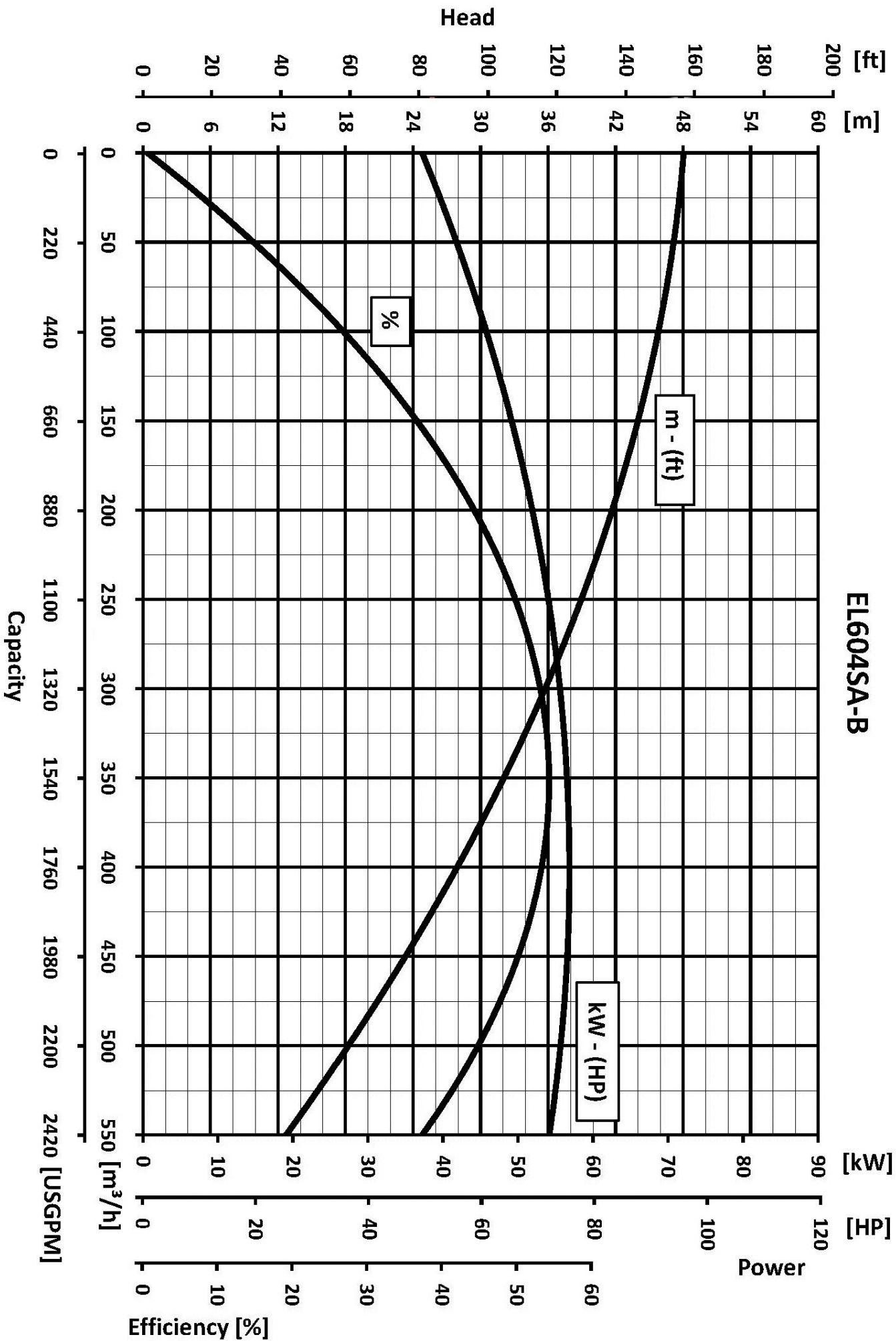
### PERFORMANCE CURVES



We reserve the right to make changes without notice



# EL604SA-B



We reserve the right to make changes without notice