

Electric pump

EL1204UHH

PUMP SPECIFICATIONS

Max Capacity [m ³ /h]	300
Max Head [m]	118
Impeller diameter [mm]/type	570 /3 blades closed
Flanged bore size [DN/PN]	DN100/PN10
Solid handling [mm]	20
Weight [kg]	-

ELECTRIC MOTOR

Power [kW - HP]	140 - 188
Voltage [V]/Current [A]	400 / 250
Phases/Poles/Frequency [Hz]	3 / 4 / 50
Speed [RPM]	1450
Insulation class	H
Power cable 20 m (IEC 60245-4)	2 x HORN-F 4G50

MATERIALS

Casing	High chrome EN-GJN-HV600 (XCr18) (EN12513)
Motor housing	S355J2 EN10027-1
Wear parts	High chrome EN-GJN-HV600 (XCr18) (EN12513)
Main shaft	High tensile steel 39NiCroMo3 (AISI 9840)

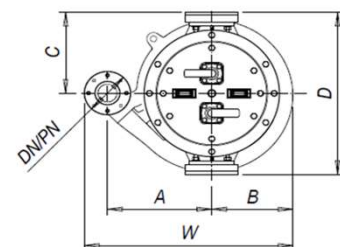
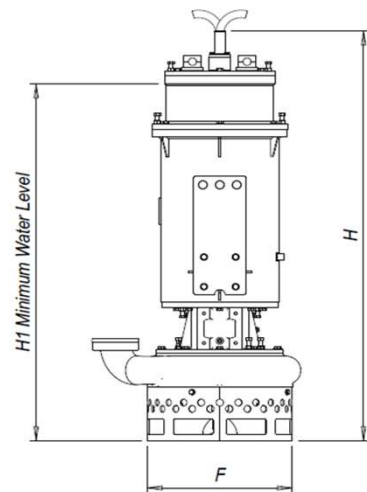
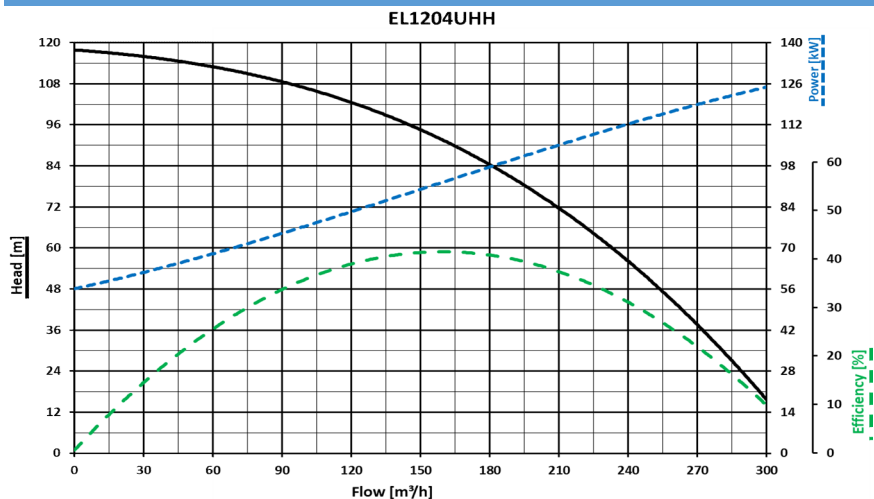
SEALS / LUBRICANT

Motor side seals	1 mechanical seal (silicon carbide in oil bath)
Impeller side seals	3 lips seals (BUNA) +1 V-ring (TPU)
Oil type	ISO 32

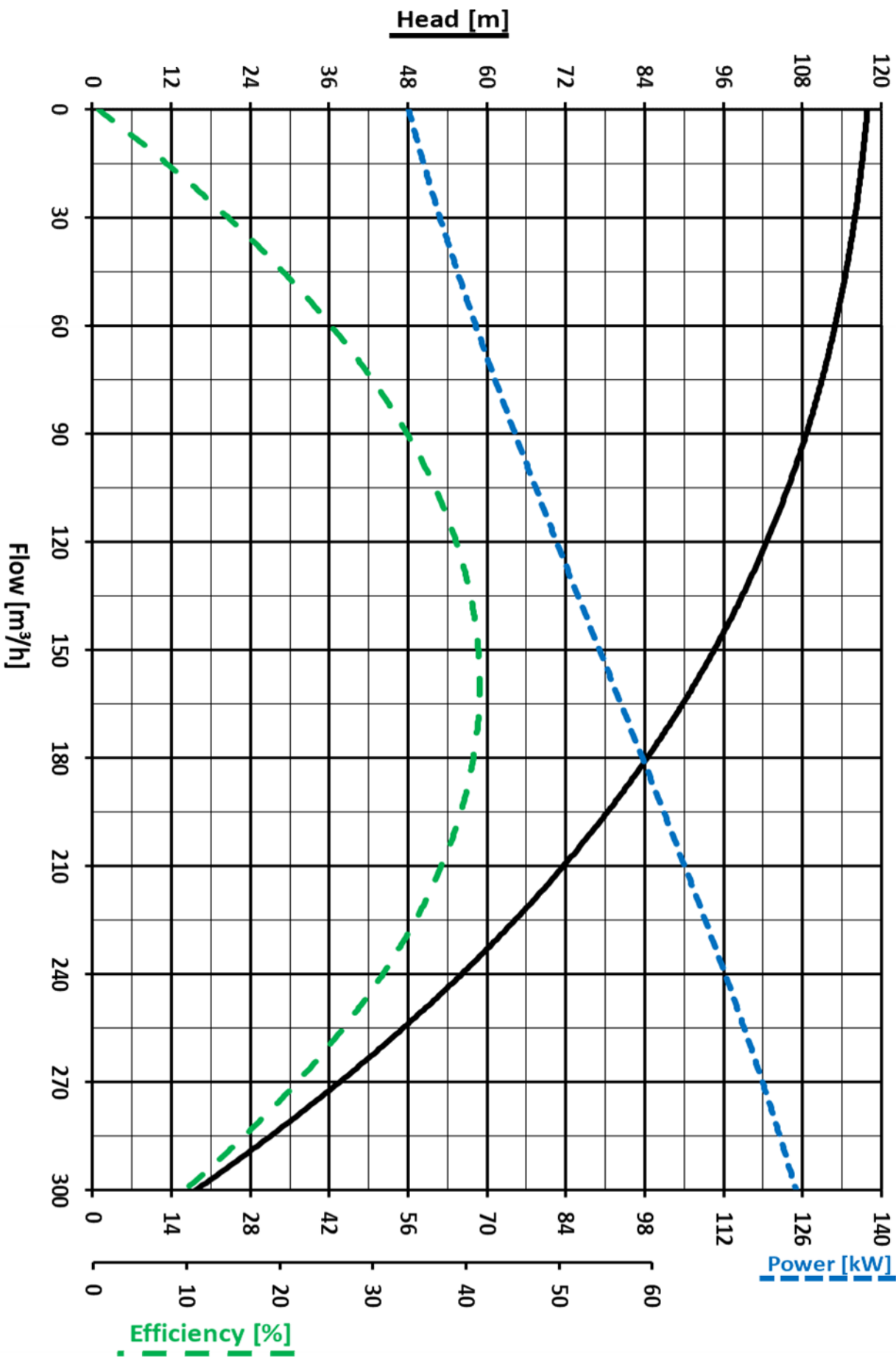
DIMENSIONS [mm]

H	W	D	F	H1	A	B	C
2100	990	830	690	1900	450	400	410

PERFORMANCE CURVES



EL1204UHH



We reserve the right to make changes without notice